



Dirt separation

Lowers operating costs

Increases energy efficiency in heating and cooling

TTM MAG 110

TTM MAG 110 M Magnetite and dirt separator

TTM MAG 110 M is a magnetite and dirt separator with a patented dirt separator that effectively separates magnetic and non-magnetic particles.

Overview

Dimensions:	3/4" – 1", 22 CU and 28 CU
Pressure class:	PN10
Media temp.:	0 – +110 °C
Material housing:	Brass
Connection:	Internal thread and CU-connection

TTM MAG 110 MA Magnetite and dirt separator with (air) deaeration

TTM MAG 110 MA has the same qualities as 110 M, but is intended for automatic deaeration, which removes free air and microbubbles in the system fluid.

Area of use

TTM MAG 110 is installed in heating and cooling systems before vital equipment such as boilers, cooling units, heat exchangers etc.

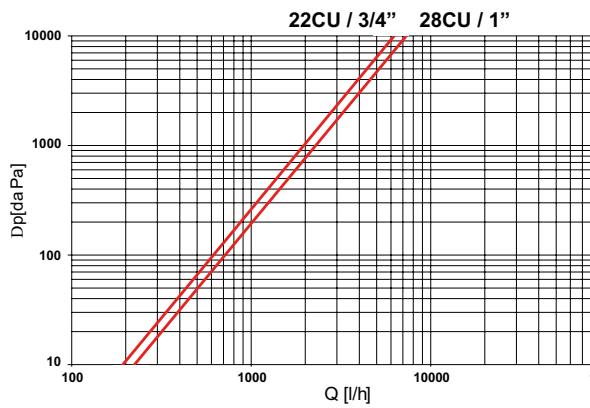
Ordering guide on the next page



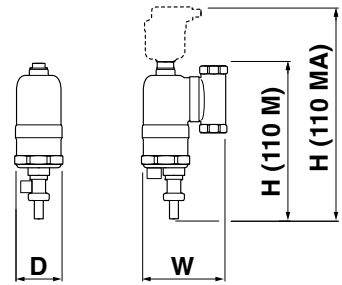
MAG
Magnetite/air separator

TTM Energiprodukter AB

Slöjdaregatan 1, SE-393 66 Kalmar, Sweden | Tel. +46 480 41 77 40
info@ttmenergi.se | www.ttmenergi.se



TTM MAG 110
Pressure drop
diagram



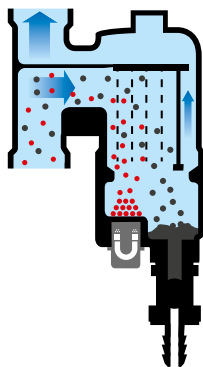
TTM MAG 110 - Magnetite and dirt separator with (air) deaeration

Model	Connection	Pressure class	Temperature °C	Material (housing)	Max flow (m/s) (m³/h)	Dimensions (mm) W x H x D	Art. no.
MAG 110 M 20	G3/4" inv.	PN10	0 – +110	Brass	1.4 1.8*	139 x 204 x 61	510 581
MAG 110 M 22	22 CU	PN10	0 – +110	Brass	1.4 1.6*	139 x 204 x 61	513 162
MAG 110 M 25	G1" inv.	PN10	0 – +110	Brass	1.4 2.9*	146 x 204 x 61	510 598
MAG 110 M 28	28 CU	PN10	0 – +110	Brass	1.4 2.6*	146 x 204 x 61	513 179
MAG 110 MA 20	G3/4" inv.	PN10	0 – +110	Brass	1.4 1.8*	139 x 261 x 61	510 604
MAG 110 MA 22	22 CU	PN10	0 – +110	Brass	1.4 1.6*	139 x 261 x 61	513 186
MAG 110 MA 25	G1" inv.	PN10	0 – +110	Brass	1.4 2.9*	146 x 261 x 61	510 611
MAG 110 MA 28	28 CU	PN10	0 – +110	Brass	1.4 2.6*	146 x 261 x 61	513 193

*) Max flow in standard pipe.

Function

TTM MAG 110



Magnetite and dirt separator TTM MAG 110 effectively removes particles (magnetic and non-magnetic) and dirt from the system fluid in heating and cooling systems.

Particles and dirt are removed from the system fluid through a patented filter cassette, which effectively captures particles and drives them into a particle trap. The magnetite is captured by a powerful magnetic rod located at the bottom of the housing.



TTM MAG 110 can be connected both vertically or horizontally. The separator should always be installed vertically.



TTM MAG 110 is cleaned simply by removing the magnetic inserts (1) and opening the drainage spigot at the bottom (2).