




# Start guide - get started!

## Operation and actions on restart

1. Check that the supply and return shut-off valves are open.
2. Connect the plug to a grounded and fused socket 230 V/max 10A. 
3. **NoXygen start-up:**
  - Press  "Enter" one time. Now "Start?" shows on the display.
  - Press  "Enter" a second time. A green LED is lit on the control panel, indicating that the NoXygen is in operating mode.

#### 4. *Operating mode*

NoXygen is now operational. The NoXygen works in operating cycles where the pump runs for 10 seconds, then rests for about 60 seconds. The NoXygen factory setting is to start in *Continuous operation* mode for 30 days and then automatically switch to *Normal operation*.

 **OBS! Always read the installation, operation and maintenance instructions before installation.**

**Normal operation** NoXygen runs 1 hour every day between 1:00 - 2:00 pm.